

Projects in VR

Editors: Lawrence Rosenblum and
Michael Macedonia

The MagicBook— Moving Seamlessly between Reality and Virtuality

Mark
Billinghurst

University of
Washington

Hirokazu Kato

Hiroshima City
University

Ivan Poupyrev

Sony Computer
Science
Laboratories

For more than a decade researchers have tried to create intuitive computer interfaces by blending reality and virtual reality. The goal is for people to interact with the digital domain as easily as with the real world. Various approaches help us achieve this—in the area of tangible interfaces, we use real objects as interface widgets; in augmented reality, researchers overlay 3D virtual imagery onto the real world; and in VR interfaces, we entirely replace the real world with a computer-generated environment.

As Milgram pointed out,¹ these types of computer interfaces can be placed along a continuum according to how much of the user's environment is computer generated (Figure 1). Tangible interfaces lie far to the left on this reality–virtuality line, while immersive virtual environments are at the right extremity. Most current user interfaces exist as discrete points along this continuum.

However, human activity can't always be broken into discrete components and for many tasks users may prefer to move seamlessly along the reality–virtuality continuum. This proves true when interacting with 3D graphical content, either creating virtual models or viewing them. For example, if people want to experience a virtual scene from different scales, then immersive virtual reality may be ideal. If they want to have a face-to-face discussion while viewing the virtual scene, an augmented reality interface may be best.² The MagicBook project is an early attempt to explore how we can use a physical object to smoothly transport users between reality and virtuality.

MagicBook interface

Young children often fantasize about flying into the pages of a fairy tale and becoming part of the story. The MagicBook project makes this fantasy a reality using a normal book as the main interface object. People can turn the pages of the book, look at the pictures, and read

the text without any additional technology (Figure 2a). However, if a person looks at the pages through an augmented reality display, they see 3D virtual models appearing out of the pages (Figure 2b). The models appear attached to the real page so users can see the augmented reality scene from any perspective by moving themselves or the book. The virtual content can be any size and is animated, so the augmented reality view is an enhanced version of a traditional 3D pop-up book.

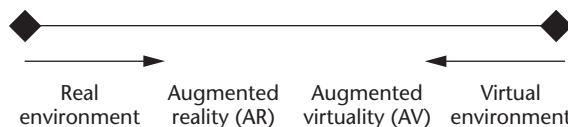
Users can change the virtual models by turning the book pages. When they see a scene they particularly like, they can fly into the page and experience the story as an immersive virtual environment (Figure 2c). In the VR view, they're free to move about the scene at will, so using the MagicBook people can experience the full reality–virtuality continuum.

Real books often serve as the focus for face-to-face collaboration and in a similar way multiple people can use the MagicBook interface at the same time. Several readers can look at the same book and share the story together. If they're using the augmented reality displays, they can each see the virtual models from their own viewpoint. Since they can see each other at the same time as the virtual models, they can easily communicate using normal face-to-face conversation cues.


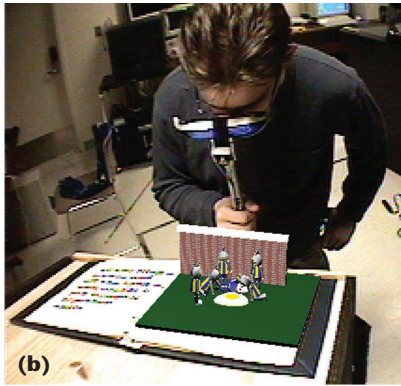
Multiple users can immerse in the same virtual scene where they'll see each other represented as virtual characters (Figure 3a). More interestingly, one or more people may immerse themselves in the virtual world while others view the content as an augmented reality scene. In this case, those viewing the augmented reality scene will see a miniature avatar of the immersive user in the virtual world (Figure 3b). In the immersive world, people viewing the augmented reality scene appear as large, virtual heads looking down from the sky. This way, people are always aware of the other users of the interface and where they are looking.

Thus, MagicBook supports collaboration on three levels:

- *As a physical object.* Similar to using a normal book, multiple users can read the book together.
- *As an augmented reality object.* Users with augmented reality displays can see virtual objects appearing on the pages of the book from their own viewpoint.



1 Milgram's reality–virtuality continuum.



2 Using the MagicBook interface to move between reality and virtual reality. (a) Reality, (b) augmented reality, and (c) immersive VR.

■ As an immersive virtual space. Users can fly into the virtual space together and see each other represented as virtual avatars in the story space.


MagicBook technology

The MagicBook interface consists of a handheld augmented reality display (HHD), a computer graphics workstation, and the physical book. Users have their own handheld display and computer to generate their individual scene views. These computers are networked together to exchange information about avatar positions and the virtual scene each user views. The HHD is a handle with a Sony Glasstron PLM-A35 display mounted at the top, an InterSense InterTrax inertial tracker at the bottom, a small color video camera on the front of the Glasstron display, and a switch and pressure pad embedded in the handle (Figure 4). The PLM-A35 is a low-cost biocular display with two liquid crystal display (LCD) panels of 266×225 pixel resolution.

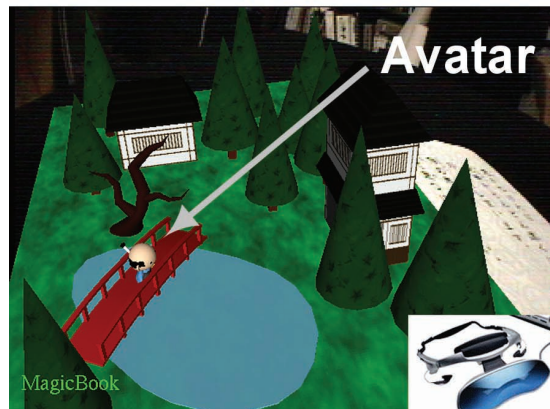
The camera output connects to the computer graphics workstation. Computer graphics overlay video of the real world and the resulting composite image is shown in the Glasstron display. In this way, users experience the real world as a video-mediated reality.

The books used in the MagicBook interface are normal books with text and pictures on each page. Certain pictures have thick, black borders that are used as tracking marks for a computer vision-based head-tracking system. When the reader looks at these pictures through the handheld display, computer vision techniques precisely calculate the camera position and orientation relative to the tracking mark. The head tracking uses the augmented reality tool kit (ARToolKit) tracking library, an open-source software library for developing vision-based augmented reality applications (see the ARToolKit Web site, http://www.hitl.washington.edu/research/shared_space/download/). Once the computer calculates the user's head position, it generates virtual images that appear precisely registered with the real pages. The MagicBook application can track the user's head position and render graphics at 30 frames per second on a Pentium III 800-MHz computer.

When users see an augmented reality scene they wish to explore, flicking the switch on the handle will transition them into the immersive environment. The real world is no longer visible, so the head tracking changes from the computer-vision module to the InterTrax inertial-



(a)



(b)

3 Collaboration using the MagicBook. (a) Avatar in an immersive scene or (b) in an exocentric augmented reality view.



4 MagicBook handheld display.

orientation tracker. Readers can look around the scene in any direction. By pushing the pressure pad on the handle, they can fly in the direction they're looking. The harder they push, the faster they fly. To return to the real world, users flick the switch again.

The Opera glass form factor of the handheld display encourage seamless transition between reality and virtual reality. Users can look through the display to see augmented reality and VR content but can return to viewing the real world by removing the display from their eyes. The handheld display is also easy to share, enabling several people to try a single display unit and see the same content as they pass it among themselves.

Potential applications

The MagicBook software incorporates a complete Virtual Reality Modeling Language (VRML) 97 parser. Content developers can use the parser to show almost any virtual imagery using this interface. We've created nearly a dozen books in a variety of application domains—including architecture, scientific visualization, education, and entertainment. Once the virtual content is created, it's easy to make the physical book pages, train the computer vision system to recognize the particular tracking markers on each page, and update the configuration files to load the correct content.

The low cost and ease of use makes the MagicBook interface an attractive means of viewing almost any spatial data. Those applications that involve moving between exocentric and egocentric views of a data set could benefit the most from this approach.

Conclusions

As computers become more ubiquitous and invisible, we need new interfaces that blur the line between reality and virtuality and let users easily move between the physical and digital domains. The MagicBook is an early attempt at a transitional interface for viewing spatial data sets. In addition, the MagicBook supports collaboration on multiple levels.

Although initial user feedback has been positive, we continue to improve the interface. In the future, we plan

on exploring more intuitive ways for users to navigate through and interact with the virtual models. We're also working on integrating the MagicBook approach into an environment with projective displays, which will allow a seamless transition between 2D and 3D views of a data set in a traditional office setting.

For more information about this project and a copy of the ARToolKit software, please visit <http://www.hitl.washington.edu/magicbook/>.

Acknowledgements

We'd like to thank the Media Integration and Communication Research Laboratories (MIC Lab) of Advanced Telecommunications Research Institute International (ATR), Japan, for their continued support, and also Keiko Nakao, Susan Campbell, and Dace Campbell for making the models and books in this article.

References

1. P. Milgram and F.A. Kishino, "Taxonomy of Mixed Reality Visual Displays," *Institute of Electronics, Information, and Communication Engineers Trans. Information and Systems* (IECE special issue on networked reality), vol. E77-D, no. 12, 1994, pp.1321-1329.
2. K. Kiyokawa et al., "Collaborative Immersive Workspace through a Shared Augmented Environment," *Proc. Int'l Soc. for Optical Eng.* (SPIE 98), SPIE Press, Bellingham, Wash., vol. 3517, 1998, pp. 2-13.

Readers may contact Billinghurst at the Human Interface Technology Laboratory, Univ. of Washington, PO Box 352-142, Seattle, WA 98195, email grof@hitl.washington.edu.

Readers may contact the department editors by email at rosenblum@ait.nrl.navy.mil or Michael_Macedonia@stricom.army.mil.